

COOPERATIVE CONNECTIONS



River Power Renewed

Fort Randall Renovations
Pages 8-9

Pick, Sloan & the Missouri
Pages 12-13

The Fort Randall Dam is retrofitted
with new generating units.
Photo by U.S. Army Corps of Engineers

www.touchstone.com

Much Needed Rain and Other Spring Updates



Matt Sleep
CEO

As I write this column in late April, I just want to say, “thank goodness for a little rain and snow.” I truly hope we continue to receive moisture until this very moment that you are reading this article.

The dry, open winter, and lack of moisture that we had up to the middle part of April certainly reminded all of us of the risk of fire around our territory.

The past few weeks, I haven’t heard a single person complain about either the rain or snow. I think everyone knows that we need it. If we continue this same pattern through spring and summer, it is important to have a plan in place to protect your property. There are many things that you can do to protect your property, too many to list in this brief article. But, here are a few suggestions to help you get started: 1) Clean your gutters; 2) trim tree limbs or cut trees that are too close to your home and powerlines; 3) keep grass trimmed and watered around your home; 4) remove all debris from around your home and yard; 5) utilize gravel, paver, concrete, and the like to create hard, non-burnable buffers around your home; 6) create a fire evacuation plan; and 7) prepare an inventory of your home and personal belongings for insurance purposes. This is by no means an all encompassing list. Hopefully it gets you to thinking about preparing for that “What If” scenario of a fire.

Here are a couple of other things to be mindful of throughout the year. If you have your account on automatic payment through Smart Hub and use your credit card or debit card for those payments, it’s important to update your information when you receive a new card. Note: this holds true with any account, not just Butte Electric’s, that you might have automatic payments tied to your credit card or debit card. If you forget to reach out to us and update the new information this can lead to your account not being paid, late fees, discon-



nection notices, and eventually having your electricity shut off. If you move, get a new phone number, find a new internet provider and get a new email address, please let us know. There are many reasons why we might need to contact you, however, if we don’t have your correct phone number, e-mail, mailing address, etc. we won’t be able to contact you. Please call us at (605) 456-2494 and double check to make sure everything is correct. Note: this too holds true with any account, not just Butte Electric’s, that you might have.

Congratulations to Director Tom Brunner. Tom recently completed the National Rural Electric Cooperative Association’s Credentialed Cooperative Director certification program and Board Leadership Certification program. Both certification programs represent many years of focus and learning by Tom. We thank him for his dedication to learning and to Butte Electric. James Mortenson, Board President awarded the certificates to Tom at the April meeting of the Board of Directors.

Here are a couple of “save the dates” for your calendar.



Save the Date

AG APPRECIATION AT THE CENTRAL STATES FAIR

August 24, 2026

5pm - 6:45pm

Monument Health Community Stage

The annual Butte Electric and West River Telephone Community BBQ at the Butte Lawrence County Fair will be on Thursday, July 30th at 5:00 p.m. at the fairgrounds in Nisland. The annual Ag Appreciation at the Central States Fair will be on Monday, August 24th at 5:00 p.m. in the Kjerstad events center on the Central States fairgrounds. The Butte Electric Cooperative annual meeting will be held on Tuesday, October 20th with doors opening at 5:00 p.m. at the Belle Fourche Recreation Center.

The Butte Electric Scholarship committee recently met to select the winners of the Basin/Butte Electric Scholarships. Congratulations to following scholarship recipients: Alexis Delahoyde of Spearfish, Alexis Pickett of Belle Fourche, Quinn Bruch of Sturgis, and Trinity Hostetter of Belle Fourche. Thank you to all who submitted scholarship applications.

Thank you for your membership. Thank you to all the Butte Electric employees for their hard work and dedication to keeping the lights on. Thank you to our first responders for all that they do. Until next month, may you have a chance to enjoy the outdoors, take a little time to read something fun (in addition to this column), smile, laugh, and be safe!



Photo by Matt Sleep

COOPERATIVE CONNECTIONS

BUTTE ELECTRIC

(ISSN 1531-1031)

Board of Directors

James Mortenson, Spearfish – President
 Chandy Olson, St. Onge – Vice President
 Travis Schenk, Spearfish – Treasurer
 Thomas Brunner, Nisland – Secretary
 Cris Miller, Spearfish – Asst. Secretary
 Daniel Hefner, Whitewood
 Steve Smeenk, Newell
 Jessica Casteel, Vale
 Dan Marrs, Whitewood

Office Personnel

Matt Sleep - Chief Executive Officer
 Abby Olson - Chief Financial Officer
 Lee Ann - Staff Accountant
 Angie - Administrative Assistant
 Norma Jo - Member Services
 Cheyenne - Office Services Rep.

Operations Personnel

Brett Fosheim - Chief Operations Officer
 Bart McLellan - Member Services & Safety
 Chuck - Operations Manager
 Jacob - Work Order Clerk

Foreman:

Adam - Spearfish
 Jeff - Newell
 James - Sturgis

Lead Lineman:

Mike - Spearfish
 Dave - Newell
 Adam - Sturgis

Linemen:

John - Spearfish
 Corey - Spearfish
 Keaten - Spearfish
 Taten - Newell
 Jade - Newell
 Kyle - Newell
 Dalton - Sturgis
 Ty - Sturgis
 Nathan - Sturgis

Butte Electric Beacon Cooperative Connections is the monthly publication for the members of Butte Electric Cooperative, Inc., PO Box 137, Newell, SD 57760. Families subscribe to Cooperative Connections as part of their electric cooperative membership. Cooperative Connections' purpose is to provide reliable, helpful information to electric cooperative members on electric cooperative matters and better rural living.

Subscription information: Cooperative members devote 50 cents from their monthly electric payments for a subscription. Non-member subscriptions are available for \$12 annually. Periodicals postage paid at City, SD 57427.

Postmaster: Please send address changes to Butte Electric Beacon, PO Box 137, Newell, SD 57760; telephone (605) 456-2494; fax (605) 456-2496; email butte@butteelectric.com

This institution is an equal opportunity provider

NATIONAL SAFETY MONTH: PLUG INTO WHAT MATTERS

Safety is a word that shows up in mission statements, meetings and job sites across every industry. At its best, it reflects preparation, awareness and responsibility.

That's where the difference shows.

Electricity doesn't leave room for shortcuts. It demands attention, consistency and respect every day. For your local cooperative, that responsibility is built into the work.

The job goes beyond delivering power. It protects the people who build and maintain the system and the communities who rely on it. Reliable and affordable electricity matters, and so does making sure every crew member goes home at the end of the day.

That outcome takes focus, repetition and a culture where doing things right matters more than doing them fast.

Built on the Right Habits

Linework is demanding and, at times, dangerous. It's also highly structured. Crews follow national standards designed for utility work. Protective equipment isn't optional. Procedures aren't suggestions.

Before a job begins, it's planned. Crews walk through the work, identify risks and make sure everyone is aligned. Communication stays constant.

What happens after the job matters just as much. Near-misses are tracked, reviewed and discussed to understand what happened and prevent it from happening again. Over time, those lessons build a stronger, more prepared workforce.

Everyone is expected to look out for each other. If something doesn't look right, it gets said. That accountability turns policies into habits.

Contractors working alongside cooperative crews are held to those same expectations.

Extending Beyond the Jobsite

The work doesn't stop at the edge of a right-of-way. Because crews live in the communities they serve, that responsibility carries beyond the job.

Your local cooperative shares electrical safety information through schools, events and outreach. It's simple advice that helps prevent accidents.

June is National Safety Month. Most electrical injuries are preventable, and small decisions matter.

Leave electrical work to qualified professionals. Don't overload outlets. Stay clear of downed power lines and report them. If something looks off, whether it's a damaged transformer or an open substation, say something.

Take the Extra Moment

Electricity is easy to take for granted. But the systems behind it, and the people maintaining them, depend on careful decisions.

When a task involves electricity, take a moment. Look twice. Think it through.

That pause can make all the difference.



"Be safe, lineman!"

Renn Ronning, age 8

Renn urges the line crew to stay safe on the job. Thank you for sharing your picture, Renn! Renn's parents are Justin and Katrina Ronning from Elk Point, S.D.

Kids, send your drawing with an electrical safety tip to your local electric cooperative (address found on Page 3). If your poster is published, you'll receive a prize. All entries must include your name, age, mailing address and the names of your parents. Colored drawings are encouraged.

Easy & Delicious FAMILY MEALS

TACO SOUP

Ingredients:

- 1 lb. hamburger, cooked and drained
- 1 28 oz. can red or kidney beans
- 1 28 oz. can petite diced tomatoes
- 1 14 oz. can corn
- 1 pkg. taco seasoning

Method

Put all ingredients into bean pot. Microwave for 20 minutes. Serve with shredded cheese and corn chips. Do not drain liquids.

Marla Gilbert
Southeastern Electric

QUICK PORK CHOP DINNER

Ingredients:

- 4 pork chops
- 2 tps. prepared mustard
- 2 tbsps. flour
- 1/2 tsp. salt or Mrs. Dash
- Dash of pepper
- 2 tbsps. fat or oil
- 1 10 oz. can of chicken rice soup or chicken broth
- 1/2 cup water
- Add onion, potatoes, carrots, garlic powder to taste

Method

Spread mustard over pork chops and sprinkle with flour, salt and pepper. Brown thoroughly in fat or oil in pressure cooker. Add chicken soup and water. Add vegetables and cover. Set control at 10 and cook 12 minutes or 35 minutes if you add vegetables. Cool pan for 5 minutes, then reduce pressure.

Ruth Konechne
Central Electric

CARAMELIZED HAM & SWISS SLIDERS

Ingredients:

- 12 Hawaiian dinner rolls, split
- 1/4 cup horseradish sauce, optional
- 12 slices deli ham (or 24 if it's thinly sliced)
- 6 slices Swiss cheese, cut in fourths (so you have 24 squares of cheese)
- Sauce**
- 1/2 cup butter
- 1/4 tsp. onion powder
- 2 tbsps. brown sugar
- 1 tbsp. Dijon mustard
- 2 tps. poppy seeds
- 1-1/2 tps. Worcestershire sauce
- 1/4 tsp. garlic powder

Method

Spray a 9x9 or 9x13 glass dish with non-stick cooking spray. Set aside. Preheat oven to 325°. Spread roll bottoms with horseradish sauce (if using). Fold up pieces of ham to fit the rolls and place them on the bottom halves of the roll. Next, place 2 squares of cheese, replace roll tops and place in a single layer in the prepared pan.

In a small skillet, heat butter over medium-high heat. Stir in remaining ingredients. Pour over rolls. Cover with foil and bake covered for 20 minutes. Remove foil and bake 5 more minutes. *These can also be made ahead of time. Just cover with foil and refrigerate for several hours or overnight. Bake as instructed.

Jerald and Virginia Jensen
Sioux Valley Energy

Please send your favorite recipes to your local electric cooperative (address found on Page 3). Each recipe printed will be entered into a drawing for a prize in December 2026. All entries must include your name, mailing address, phone number and cooperative name.

Picture by Shutterstock.

LOW- TO NO-COST WAYS TO SAVE ENERGY



Miranda Boutelle
Efficiency Services
Group

Saving energy doesn't have to be expensive or time consuming. You don't need to spend thousands of dollars or get the newest technology to use less energy. There are several steps to lower energy use, even on a tight budget.

Here are some low- and no-cost ways to save energy around your home.

Adjusting the thermostat is an easy way to save. Nudge the thermostat a few degrees closer to the outside temperature, especially on extreme weather days. I often hear people say, "I didn't change anything, and my bill is higher." On the hottest and coldest days, your heating and cooling equipment must work much harder, and use more energy, to maintain the same temperature. Add an extra layer of clothes or some cozy slippers in the winter and lighter layers in summer.

Fix any hot water leaks or dripping faucets. Those tiny drips can add up to big energy waste, not to mention water waste. If you need to hire a pro to fix it, turn the shutoff valve under the sink to stop the leak until you can get it fixed.

Wash clothes in cold water to avoid using the energy required to heat it. Washing on hot or warm settings can really add up, especially if you have a top-load or older washing machine that uses more water.

Adjusting the temperature on your water heater can save energy and money, too. Depending on the water heater, this is either an easy adjustment or something a little more complicated that requires removing access panels. If you don't know how, consult a professional.


Air sealing is a do-it-yourself, beginner-friendly project that improves comfort and reduces energy waste. For around \$20 and a couple of hours of time, you can fill gaps, cracks and holes to prevent air from leaking in and out of your home. From the inside of the home, seal trim on windows and exterior doors with caulk for about \$4 a tube. Buy paintable caulk so you can touch it up when it dries, if needed.

A can of spray foam is about \$5 and seals gaps around plumbing lines. It's great for sealing gaps around pipes under sinks and in the crawlspace or basement. Cold air can travel up through those spaces, causing drafts and wasting energy. Air sealing these areas gets bonus points for stopping insects and rodents from using these gaps to enter your home.

Spray foam is messy and nearly impossible to get off whatever it touches, so wear disposable gloves and clothes you don't mind dirtying, and use drop cloths to protect finished floors. Be careful if you're working with spray foam overhead. If you get it in your hair, it's not coming out with anything less than a haircut. Move any items and clean surfaces of dust and debris in areas you intend to seal before cracking open a can. Put the can in a cardboard box to carry throughout the house so you don't leave a trail of spray foam.

For \$10 to \$15, you can buy weatherstripping to improve the seal on exterior doors. If you can see light around doors or feel a draft between the door and the door jamb when the door is closed, weatherstripping will help.

Try these easy, low- and no-cost improvements to reduce energy waste and improve comfort in your home.



CO-OP FAMILY LEGACY

Father and Son Carry Decades of Service at Their Local Cooperative

Frank Turner

frank.turner@sdrea.coop

In 1997, Russ Foster was a 37-year-old producer from Garden City who at the time didn't know much about how the co-op operated. He paid his bill, appreciated reliable power and didn't think much about what happened behind the scenes.

Then a neighbor asked him to step in. The neighbor, a longtime family friend who served on the Codington-Clark Electric Cooperative board of directors, was preparing to leave the position and needed someone to finish out his term. Before stepping away, he approached Foster directly and encouraged him to consider taking his place.

Foster agreed to give it a try, interviewed and was selected for the board.

"I said, yeah, I'd give it a whirl," said Russ. "Went in pretty green."

That decision turned into a nearly three-decade run on the board of directors. In those early years, Russ was learning – not just how the system worked, but what it meant. The deeper he got into the work, the more he understood what sat beneath the monthly bill: the planning, the accountability and the people responsible for keeping the lights on.

"You see there's more to it than just hating that utility bill when it would come every month," Russ said. "You see the dedication of the employees. They're there because it's a good job, but they're also there for the people. When people have a problem, they deal with it."

That perspective changed how he viewed his local cooperative. Unlike investor-owned utilities, decisions made in a co-op boardroom stay close to home, tied directly to the people the system serves.

"We're not regulated by stockholders," Russ said. "We're owned by our members. We are not here to satisfy stockholders. We're here to provide power for somebody who was denied power in the past."

Over time, Russ found his place within a board culture that emphasized consistency and professionalism.

"Codington-Clark is a well-oiled machine," he said. "Previous board members were so dedicated to the board. I would venture to say if somebody misses a meeting all year long, it's rare."

But after more than 28 years of service, Russ began to think about something beyond operations and policy – when it was time to step aside.

In 2025, he chose not to run for reelection as a board member of Codington-Clark, leaving space for the next generation to step forward.



Former Codington-Clark Electric Cooperative director Russ Foster, left, and his son, Jay Foster, who now serves on the board.

Photo by Frank Turner

"I didn't figure it was a life sentence," Russ said. "There's a time. And I think some guys enjoy it so much they stay a few years too long."

"I didn't quit because I had to," he added. "I quit to give opportunity to the next generation. The older you get, the more you realize there's smarter, more aggressive people who are hungry to learn. You got to give them an opportunity."

As it turns out, that next generation was already close to home. Jay Foster, Russ's son, had grown up alongside the cooperative without realizing it at the time. Annual meetings, summer picnics and youth programs weren't unusual – they were simply part of life.

He got to know the people and understood the culture long before he ever considered sitting at the board table.

"I just grew up with them," Jay said. "It always seemed like you were already involved in it. You just weren't on that side of it yet."

When Russ decided not to run again, Jay took out a petition. The election wasn't automatic. He ran opposed, talked with members and had to make his case. After a short campaign, he was elected in March 2025, joining the board shortly after.

"When he said he was going to run, I said, 'Yeah, that'd be good,'" Russ said. "It'll take some time to learn it, but there's good people around him."

Russ was right, and Jay quickly found his place among fellow community members on the board, and the experience turned out to be more collaborative than he anticipated.

"The board made sure to get me involved from the very first meeting," Jay added. "They definitely made it feel like I've been on the board for 10 years already."

For Russ, watching that process begin again – not just with his son, but with the board as a whole – reinforces the decision he made decades ago to join his local cooperative board of directors.

"I miss it," Russ said. "I'd just soon be on the board, actually. But you got to let the next generation grow."



The rotor is lifted out of the generator unit using two cranes. This component of the generator will be reused once other parts are replaced.
Photo Submitted by USACE

RENEWING RIVER POWER

Fort Randall Dam Undergoes Multiyear Renovation

Jacob Boyko

jacob.boyko@sdrea.coop

A 72-year old hydropower dam in southeast South Dakota is the first of the state's four mainstream Missouri River dams to undergo a substantial retrofit to improve the facility's efficiency and reliability.

Fort Randall Dam, which began operating in 1954, was built near Pickstown, South Dakota, through the Pick-Sloan Missouri Basin Program. The program was included in the Flood Control Act of 1944 by Congress to dam the Missouri River at multiple points to improve the region's water management, irrigation, flood control and navigation while also generating much-needed hydropower. (See Pages 12-13 for more on how the program came to be.) A marvel at the time of its construction, the two-mile-long rolled-earth dam holds back 5.4 million acre-feet of water in Lake Francis Case. The dam's eight turbine generators have a maximum generating capacity of 320 megawatts – enough electricity to power about 245,000 homes.

Now, more than seven decades later, the U.S. Army Corps of Engineers is looking to boost those numbers and revitalize the aging dam with state-of-the-art, 21st-century technology to ensure the facility keeps up with the region's modern energy demands.

Overseeing the multi-year project is Maintenance and Operations Manager Michael Schenkel, who's spent the last 14 years at the Fort Randall Project overseeing the facility's maintenance, operation and planning. Schenkel says while the dam's eight original 72-year-old generators and turbines have served reliably, a renewal will improve the project's operation.

"Like many aging public assets, it's time for reinvestment," Schenkel said. "The turbine-generator units were installed in the

1950s and are beyond their expected service life. We're replacing them to ensure long-term energy and infrastructure resilience."

He pointed out that the USACE got its money's worth with the original generators, saying how rare it is for a generator to last over 70 years without needing a rewind – referring to the process of replacing the stators, or the copper windings and insulation that help convert the turbine's rotation into electricity. Over time, heat, vibration and age can weaken that insulation and increase the risk of failure. Schenkel noted that Fort Randall is the only Missouri River dam in South Dakota that has retained its original stators up to this point.

The scale of the units pose a significant challenge – each unit is 40 feet tall and weighs more than 400 tons, necessitating piece-by-piece transport, assembly and installation. Voith Hydro North America, the company awarded the contract to manufacture and install the new turbine runners and generator stators, began the decommissioning and replacement of the first generator in July of 2025. USACE expects that generator to be offline until November 2026 after installation is complete and engineers can inspect it for any issues. Once the first unit is back online and clears inspection, engineers will give the contractor the green light to proceed. To keep up with hydropower demand and allow adequate flow downstream, USACE's goal is to keep six units operating and two units offline for renovation at a time until the project is wrapped up in 2031.

Schenkel explained how the upgrade solves two problems at once: it replaces aging components in the dam and provides the opportunity to install new, highly efficient generators and turbines to produce more power with the same amount of water.

Fort Randall's original turbines generate hydropower most efficiently with 103 feet of head – the vertical distance between the water levels above and below the dam, determining the pressure at which water moves through the turbine. At 103 feet of head, each generator will produce about 31 megawatts of electricity.

However, due to the region's fluctuating power demands, water

management and other factors, operating in the efficient middle ground isn't always ideal. Schenkel says USACE often operates Fort Randall at 40 megawatts and 119 feet of head – about 4% below peak efficiency.

To solve this problem of lost efficiency, the new turbines being installed are highly-efficient, rated for 52 megawatts at 119 feet of head. This change raises the facility's total generating capacity from 320 megawatts to about 400 megawatts – enough electricity to power more than 300,000 homes.

“We expect to recover roughly 10% more energy output from the same water volume,” Schenkel said. “Essentially free power beyond the capital investment once the upgrade is complete.”

As part of the renovation, USACE also completed as-needed updates to the switch yard, which is the infrastructure that routes power to transmission lines for transport across the region.

Electricity generated at the Fort Randall Dam is managed, transported and sold by the Western Area Power Administration under the U.S. Department of Energy.

As a co-op member, part of your utility's energy mix is hydropower from the Missouri River dams, including Fort Randall, “so this work directly affects co-op members,” Schenkel added.

Looking at the dam's age and efficiency profile – and also being the only dam in South Dakota possessing its original stator windings – Schenkel said Fort Randall was the clear priority. The USACE has begun planning a similar renovation project for the Oahe Dam.



Work at the Fort Randall Project is scheduled to wrap up in 2031 once all eight generating units are replaced.



Above: The Fort Randall Dam is equipped with eight turbines. Unit 6 turbine is shown being removed for the first time since it went online in 1955.

Below & Right: A visual of Fort Randall Dam. Water flows into the powerhouse via the intake tunnel. As the water passes through, it spins the turbine. The rotor, connected to the turbine, spins inside the stator. As the rotor spins inside the stator, its magnetic field passes through copper windings and produces electricity.

Photos Submitted by USACE



THE MODERN SUBSTATION POWERING COMMUNITIES

Jeff Groenewold

NRECA

Electric substations sit at the center of power grids and are essential to keeping the lights on in our communities. You've seen them – those tall fenced-in areas filled with metal structures, wires and heavy equipment. They may not look flashy, but they're one of the most important behind-the-scenes components of the grid.

Substations take power from high-voltage transmission lines and convert it to the lower voltages that get distributed on the last-mile power lines you see every day. These lines provide power to your home, farm or business. Every light switch you flip, every well pump you operate and every device you charge depend on a substation doing its job without interruption. These facilities work quietly in the background, yet they shape the comforts of daily life.

Substations began as simple switching points that handled basic voltage changes. Early designs used bulky equipment and manual controls. As communities grew, electric demand on the grid grew with them.

Today's substations utilize advanced sensors, automated controls and digital

communication systems, allowing cooperatives to better manage the grid. These tools help co-ops respond faster to outages, monitor equipment health and manage energy with more precision.

A modern substation protects your community from disruption. It isolates problems, keeps dangerous faults from spreading and supports important line equipment across long distances. When a substation faces a major issue, such as from a storm or wildlife contact, the impact is immediate. Communities lose power and Wi-Fi, businesses stall, farms lose time-sensitive operations and emergency service communications can face added strain. These events remind us how central substations are to modern life.

Communities add new homes, businesses, irrigation systems and commercial buildings every year. Each addition increases the load on the grid. That's why co-ops build new substations and upgrade older ones to keep pace with growth, technology changes and safety needs.

Modern substation designs use equipment that requires less strenuous maintenance while improving system protection. Smart-enabled protection

devices reduce the time needed to identify and isolate faults. These advanced monitoring tools give co-ops better visibility into real-time grid conditions. For the surrounding community, these investments lead to stronger service and reliability. You experience fewer outages. Your farm or business gains resiliency. Your home appliances run on steadier voltage.

Modern substations also help cooperatives manage costs. Instead of building miles of new line, a well-placed substation can support growing neighborhoods or rural industries with less construction and lower long-term investment.

Substations also support the changing energy landscape. Renewable energy systems, electric vehicles and electrified commercial and industrial operations need modern control points. Modern substations allow co-ops to integrate these resources without sacrificing reliability. They help manage energy across widespread areas and keep the grid balanced during peak conditions.

Substations serve as the quiet backbone of the electric system. When they operate well, communities thrive. When they falter, everything from daily chores to essential services feel the impact.

Electric cooperatives will continue to invest in these facilities to support safe, reliable and affordable service for every member in every community we serve.

Recent Drop in EV Sales Cause No Pause in Co-op Service and Benefits

Cathy Cash

NRECA

Headlines may say that electric vehicle sales have taken a significant spill, but electric cooperatives and their members have nothing to worry about here.

See, it's in co-ops' DNA to be strategic and flexible to meet energy demand ups and downs while fulfilling the seven cooperative principles that advocate affordable, reliable, safe electricity.

So, it goes with a downturn in EV purchases, which, by the way, energy analysts forecast to go gangbusters in due time.

"Co-ops have internal processes and plans for what really does show up as load versus what's in the headlines," says Jennah Denney, NRECA's senior program manager for technology integration.

She sees no adverse impacts just because EV sales dropped by half between last September and December according to industry data.

"If an electric co-op is serving EVs today, those EVs still have to charge and the co-op's still serving them," says Denney.

What's more the benefits of EV ownership remain strong, and co-ops are no small player in that.

Although the federal tax credit for EV purchases has sunset, many co-ops and states are offering discounts, rebates or other financial incentives. EV drivers also can take advantage of lower rates from their co-op when charging their vehicles at home or elsewhere at times that don't stress the grid.

Charging stations owned and operated by co-ops have become valuable assets in supporting grid reliability and the communities they serve. Having available and convenient charging stations is considered a real amenity in small towns and suburbs.

Owners of EVs with a bidirectional capacity battery can tap their vehicle like a generator to deliver backup power to their home in case of a power outage. EVs have also been known to deliver power for outdoor community events sponsored by co-ops.

Then there's fuel economy and low maintenance of EV motors.

Fully charged EV batteries provide an average of about 300 miles of driving nowadays, which has eased past "range anxiety" for drivers switching from cars and pickups that run on gasoline. That means longer drives with fewer fueling stops and no worries about the escalating price at the pump.

"Many people don't realize until they're an EV driver how nice it is to not go into a gas station, unless it's a Buc-ee's, of course," says Denney.

A lot of EV models carry higher upfront costs, but the lower-priced, pre-owned vehicle market is growing and more of these

vehicles can be found in co-op service territories.

For co-ops with EVs on their lines or if you're a member who owns an EV, it's a great time to contribute to an affordable and reliable grid.

"You have so many ways to benefit from an electric vehicle that you may not have had before," says Denney. "The benefits to owning an EV, that's one thing that hasn't changed despite all of the sales hype."

Co-ops across the country with EV load are partnering with local government and business and community leaders to install chargers in prominent places in their electric footprint such as county buildings, community centers, large restaurants, shopping areas, museums and the like.

"EV drivers want confidence about where they will be able to charge and some co-ops realize that these communities would be left behind if they didn't install EV chargers," says Denney.

"Our mission as co-ops is concern for community, improving the communities we serve. So, if there's somewhere that brings families together, that's also an opportunity to provide EV chargers."

Plus, electric transportation is projected to make up the second largest tranche of electrification between now and 2050, according to the Electric Power Research Institute.

While we don't have a crystal ball, Denney notes co-ops' success comes from being stalwart and loyal to their members, their communities and their load – and that includes EVs.

"Electric co-ops are showing up to serve growing needs in our territories, and that means using scenario process improvements to plan for what comes next," says Denney. "We've seen a lot of fluctuations and that will be a story that continues to evolve."



THE PICK-SLOAN PLAN

Taming North America's Longest Waterway

Jacob Boyko

jacob.boyok@sdrea.coop

In the 1930s, both the upper Missouri River and its home in rural America looked notably different than they do today.

That was a period in which electricity was still a luxury enjoyed by townsfolk lucky enough to have a municipal or investor-owned utility serving the community. As rural neighbors founded electric cooperatives to serve their homes, the once-primitive prairie quickly began to light up. And with that step into the modern age came the growing need for more electricity.

At this same time, the 2,300-mile-long Missouri River passing through seven states in the region was proving to be an untamable, destructive force for the communities and agriculture producers on its banks.

The floods would wreak havoc on riverside cities like Omaha, Kansas City, St. Louis, and Mississippi River communities like Memphis and New Orleans during swells, disrupting economic activity and trade. During low-flow years and toward the end of summer, the low water levels made navigation extremely difficult for barge traffic.

These problems had been ongoing. All the way back in 1933, President Franklin D. Roosevelt's New Deal constructed the Fort Peck Dam near Glasgow, Mont. There, the nearly 4-mile-



The Missouri River floods downtown Pierre in 1952 before the Oahe Dam is complete.

Photo Courtesy of S.D. State Historical Society

long and 250-foot high rolled-earth dam created Fort Peck Lake, stretching 134 miles across eastern Montana and generating up to 185 MW of electricity. Even so, the federal government understood more work was needed to fully rein in the power of the Missouri.

Competing Visions: Pick vs. Sloan

Lewis A. Pick, an officer with the US Army Corps of Engineers, and William G. Sloan, an official with the Bureau of Reclamation, each had a vision for the future of the Missouri River Basin.

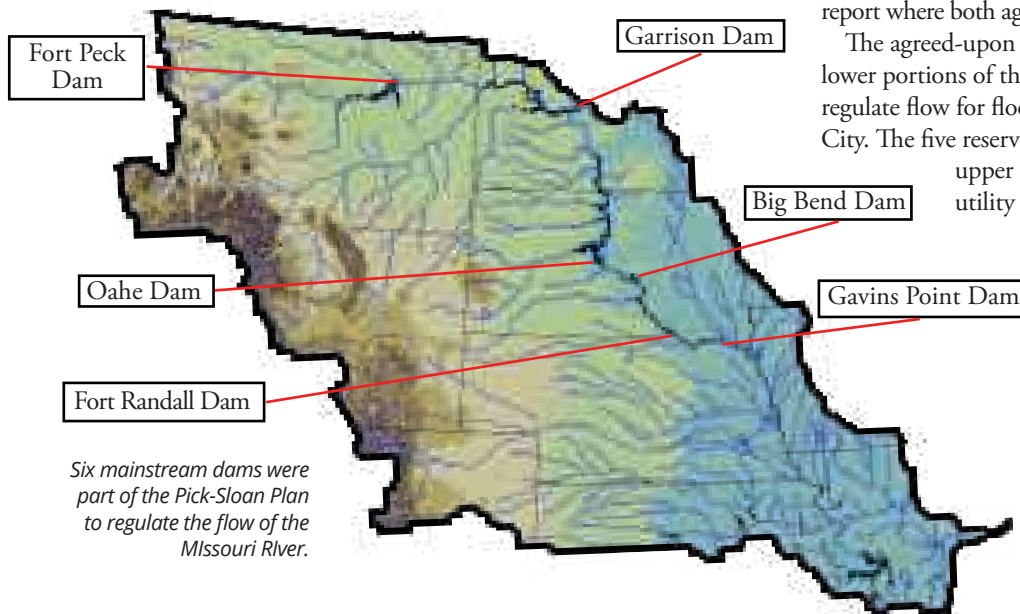
Pick envisioned large dams on the main channel of the Missouri River with a focus on flood control and navigation downstream in the lower Missouri River basin. His plan included five main-channel dams with levees from Sioux City, Iowa, to the river's confluence with the Mississippi River in St. Louis, Missouri.

Sloan, on the other hand, wanted the projects to benefit the upper Missouri River basin, with a focus on water storage for irrigation and agricultural development. Sloan recommended dozens of smaller dams with hydro-electric power plants.

The battle between the USACE and DOR was contentious, but it became clear that no side could garner enough support on its own to pass a project with price tags of about \$1 billion each.

Finally, in 1944, USACE and DOR released a joint engineering report where both agencies' goals for the basin were represented.

The agreed-upon plan would benefit both the upper and lower portions of the basin, with five hydro-power dams to regulate flow for flood control and navigation past Sioux City. The five reservoirs would store water for uses in the upper basin, including irrigation, recreation, utility systems and hydropower generation.



Six mainstream dams were part of the Pick-Sloan Plan to regulate the flow of the Missouri River.



Oahe Dam during construction in 1958.

Photo Courtesy of S.D. State Historical Society

Fort Randall Dam (1946-1954)

Location: Pickstown, S.D.

Length: 10,700 feet long – over 2 miles!

Height: 165 feet at highest point

Generating Capacity: 8 hydroelectric generating unites producing up to 320 MW. (See pp. 8-9)

Completed in the 1950s, Fort Randall was the first of South Dakota's mainstream Missouri River dams to come online, generating hydropower for the region and changing the river from a threat into a resource. The Fort Randall Dam creates Lake Francis Case, named for South Dakota's US Senator and Pick-Sloan advocate Francis Higbee Case. The reservoir can store about 5.3 million acre-feet of water (enough water to flood 5.3 million acres at a depth of 1 foot).

Garrison Dam (1947-1955)

Location: Riverdale, N.D.

Length: 11,300 feet long – over 2 miles!

Height: 210 feet at highest point

Generating Capacity: 5 hydroelectric generating unites producing up to 583 MW.

Garrison Dam creates lake Sakakawea, which stretches across western and central North Dakota. The reservoir is the largest on the Missouri River, holding more than 23.5 million acre-feet of water. The dam is named after the nearby town, Garrison. Controversially, the lake flooded the homes of the Mandan, Hidatsa and Arikara tribal nations.

Oahe Dam (1948-1963)

Location: Pierre/Fort Pierre, S.D.

Length: 9,360 feet long – about 1.8 miles!

Height: 245 feet at highest point

Generating Capacity: 7 hydroelectric generating units producing up to 786 MW.

Oahe Dam sits north of Pierre and Fort Pierre, forming Lake Oahe. The reservoir can hold about 23 million acre-feet of water. Oahe Dam has the highest generation capacity, producing enough electricity to power about 600,000 homes.

The dam and lake's name came from the Oahe Indian Mission established more than 70 years before. The mission's site, as well as other communities and tribal lands, were submerged beneath the reservoir.

Gavin's Point Dam (1952-1957)

Location: Yankton, S.D.

Length: 8,700 feet long – about 1.6 miles.

Height: 74 feet at highest point

Generating Capacity: 3 hydroelectric generating unites producing up to 132 MW.

The farthest downriver dam on the Missouri, Gavin's Point is a dam essential for controlling the water levels for downstream barge traffic starting at Sioux City on the Missouri River and all the way down to New Orleans on the Mississippi River. The dam creates Lewis and Clark Lake on the South Dakota-Nebraska border, with a storage capacity of 492,000 acre-feet of water.

Big Bend Dam (1959-1966)

Location: Fort Thompson, S.D.

Length: 10,570 feet long – about 2 miles.

Height: 95 feet at highest point

Generating Capacity: 8 hydroelectric generating unites producing up to 439 MW.

The final mainstream Pick-Sloan dam to be completed on the Missouri River, Big Bend Dam creates Lake Sharpe, holding about 1.7 million acre-feet of water.

The Good and the Bad

A lot of good came from the Pick-Sloan Plan: affordable hydropower for communities throughout the region and water storage to mitigate drought and reduce flooding.

However, a project of such magnitude will also naturally have downsides. University of South Dakota Professor David Swanson says the disruption of

natural patterns has affected ecology for riverside habitats.

Cottonwood seedlings need wet, sandy soil to germinate – without spring floods, it's hard for new trees to establish. Today, there are fewer young cottonwoods growing.

In addition, birds like the least tern that nest on sand bars struggle to find suitable ground, affecting populations.

The reservoirs also flooded more than 1 million acres of land along the Missouri River, some held by private landowners and tribes, and displaced about 6,000 people from land where their families had lived for generations.

In South Dakota, several former communities lay beneath Lake Oahe, including parts of Polluck and Forest City.

Between Chamberlain and Oacoma, American Island was once a statewide destination for boy scouts, with its miles of forest, camp with cabins and bathhouse, racetrack. Today, it sits below dozens of feet of water in Lake Francis Case.



American Island's locally-famous animal statues were moved before Lake Francis Case flooded the island. Photo Courtesy of the Cozard Memorial Library



Tribal leader George Gillette wipes tears as land is seized for the Garrison Dam. Photo Courtesy of National Archives



BUILT ON SAFETY

Members of SDREA's Loss Control team, from left: Joe Denison, Josh Risty and Travis Schroeder. Photo by Frank Turner

SDREA's Loss Control Program Prioritizes Safety in the Field

Frank Turner

frank.turner@sdrea.coop

June marks National Safety Month, a time to recognize the systems and decisions that keep people safe on the job. For electric cooperatives, that responsibility extends far beyond a single month. It is built into the daily operations and of an electric cooperative. In South Dakota, SDREA's loss control program promotes up-to-date safety standards through trainings, jobsite guidance and resources aimed at preventing accidents before they happen.

Leading that effort is SDREA Loss Control Manager Josh Risty, who stepped into the role earlier this year working alongside fellow loss control professionals Joe Denison and Travis Schroeder as part of SDREA's loss

control team.

Although new to SDREA, Risty brings years of experience as a lineman and lessons about safety from his time working in the field.

While attending line school at Mitchell Technical College in 2010, Risty was selected as one of a small group of students sent to assist with restoration efforts at Moreau-Grand Electric Cooperative after a major winter storm. The storm was severe enough that cooperatives called on line school students to help, bringing in crews from across the region to restore widespread outages.

"It was eye-opening in every way," Risty said. "It was a great experience, and it really helped me build some knowledge for the job. It actually fueled my drive to become a lineman even more."

Just as memorable was the response from the community. Crews were fed, supported and taken care of by people who understood what was at stake. The experience also underscored a broader responsibility – restoring power not just as a service, but as something essential to the people who rely on it.

That lesson carried forward as Risty continued his career. After line school, he gained experience at Sioux Valley Energy before moving into roles with FEM Electric Association and later H-D Electric Cooperative, where his understanding of safety continued to develop in the field.

"The job has its dangers and its risks, but how you manage that risk to get the job done is a big part of safety. There's a safe way of going about it," Risty said.

Working alongside experienced linemen, he learned to focus on the details – how conditions, equipment and environment could change the outcome of a job. One moment from

that time continues to stand out.

Risty and a fellow lineman were preparing to transfer a residential service from overhead to underground. Normally, the job would require shutting off power. In this case, the resident depended on medical equipment and could not lose electricity.

Instead of postponing the work, the crew worked through another option. By testing and identifying matching electrical conditions, they completed the transfer without interrupting service.

“We were able to make the change without shutting them off,” Risty said.

Experiences like that reinforced the level of responsibility that comes with the job – not just for the crew, but for the people relying on that service.

As his career progressed, Risty was exposed to different crews and approaches, but the same core principles continued to surface: communication, attention to detail and taking the time to do the job right. Over time, those lessons shifted into leadership, shaping how he now approaches training and safety across the state.

That philosophy now shapes the work of SDREA’s loss control team.

“You can’t just check a box and say you covered safety,” he said. “It has to connect. It has to be something that guys can take with them and use every day.”

It’s a lesson that the cooperative network knows well. Risty said that safety across the system has continued to move in the right direction. From improved equipment to more consistent training and stronger communication in the field, he has seen a clear shift over the course of his career.

“I think the culture of safety has really improved over the last 20 years,” Risty said. “There’s more training, more opportunities to learn and a stronger focus on why it matters.”

That progress, he said, is built on accountability and looking out for the people working alongside you.

“It’s not just about yourself,” Risty said. “It’s about the guy next to you and making sure everyone goes home safe.”

That focus now drives how SDREA’s loss control team approaches training, emphasizing real-world application and situations crews may encounter

in the field. Risty said the work is collaborative, with Denison and Schroeder helping shape how the program continues to evolve.

Looking ahead, the goal for SDREA’s loss control team and the broader cooperative network remains the same:

“You want everyone to go home at the end of the day, the same way they showed up,” Risty said.



SDREA Loss Control Manager Josh Risty is pictured with his family.
Photo submitted by Josh Risty



JUNE 19-20
77th Annual Tabor
Czech Days
 Food, Dancing, Parade
 Tabor, SD
taborczechdays.com

To have your event listed on this page, send complete information, including date, event, place and contact to your local electric cooperative. Include your name, address and daytime telephone number. Information must be submitted at least eight weeks prior to your event. Please call ahead to confirm date, time and location of event.

JUNE 4-6
Black Hills Quilt Show
 Thurs. 5-8 p.m.
 Fri. 9 a.m.-5 p.m.
 Sat. 9 a.m.-4 p.m.
 Rushmore Hall
 at the Monument
 Rapid City, SD

JUNE 5
Northern Bull Riding Tour
 Prairie Village
 Madison, SD

JUNE 6
Bulls 'n' Pulls
Antique Tractor Pull
 Prairie Village
 Madison, SD

JUNE 10
BFest Concert Series & Farmers Market
 Landree Wilson Performing
 Museum Park
 Bruce, SD
 605-627-5671

JUNE 12-14
South Shore 125th Anniversary Celebration
 South Shore, SD
 605-756-4130
www.southshore-sd.com

JUNE 13
Journey Into Uncovering Historic Pickstown
 9 a.m.-5 p.m.
 Pickstown, SD
 605-487-7299

JUNE 13
SGT Colton Levi Derr Foundation Charity Golf Tournament
 7:30 a.m. registration
 8:30 a.m. start
 Elks Golf Course
 Rapid City, SD
www.sergeantderrfoundation.org

JUNE 13
Luce Pioneer Day
 10 a.m.-3 p.m.
 Rope & Candle Making, Butter Churning, Dutch Oven Cooking
 Lake Herman State Park
 Madison, SD
 605-880-5077

JUNE 18-21
Hartford Jamboree Days
 City Park
 Hartford, SD
 605-941-0809
www.hartfordjamboreedays.com

JUNE 19-20
Estelline Rodeo Days
 5:30 p.m. Mutton Bustin'
 6 p.m. Rodeo (Both Days)
 Estelline, SD
www.stellinerodeo.com

JUNE 19-20
Farley Fest
 Milbank, SD
 605-432-6656
www.FarleyFest.com

JUNE 20
Grace's Gas Guzzlers
 Car Show & Vendor Fair
 10 a.m.-2 p.m.
 202 Second St. SE
 Watertown, SD
 605-237-8005

JUNE 24-26
Bruce Honey Days
 Bruce, SD
 605-627-5671

JUNE 24-27
Crystal Springs Rodeo
 Clear Lake, SD
 605-874-2996

JUNE 26-27
Buckhorn Rodeo
 Britton, SD
 605-880-5077

JULY 2-4
USA 250th Celebration at Mount Rushmore
 Rapid City, SD
www.nps.gov

JULY 8
Tracy Area Gardens & Quilts Tour
 2-7:30 p.m.
 Lakes Area - Shetek, Sarah, Gavin
 Rain Date: July 9
 Tracy, MN
 507-629-3252
tracy.area.garden.quilts@gmail.com

JULY 11
40th Annual Spearfish Canyon Half Marathon & 5K
 Start: 7 a.m., Savoy, SD
 End: City Park, Spearfish, SD
 Register: www.nhcasa.org

Note: We publish contact information as provided. If no phone number is given, none will be listed. Please call ahead to verify the event is still being held.